



Is an effective impact indicator that has a visual display that shows date and time when the impact occurs in the transportation chain.

- Assign accountability.
- Identifies trouble spots in transportation chain.
- Alerts for possible hidden damage on delivery.
- Improves damage-free delivery rate to increase customer satisfaction.
- Reduces warranty and insurance disputes.
- Visual indication with date and time.
- Multi-axis response to impact.
- Surface mounting with easy activation and awareness labels.
- Choose from a range of g-force options.
- Part number- 1500-015G through 1500-300G



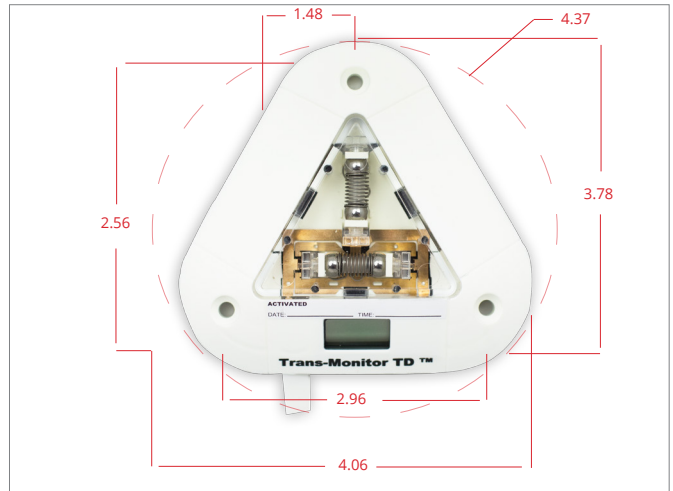
Impact-O-Graph Devices has a complete line of products for your transportation monitoring needs.

Visit us at: www.impactograph.com

Easy Installation and Operation

1. Place on a box, on a pallet or on a piece of equipment.
2. Use with companion label for more visibility.
3. Pull tab to start timer.

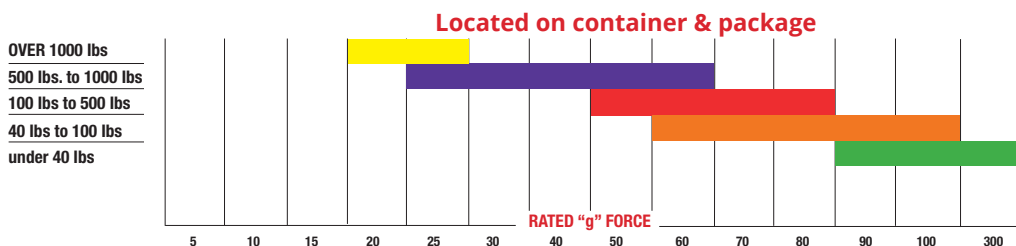
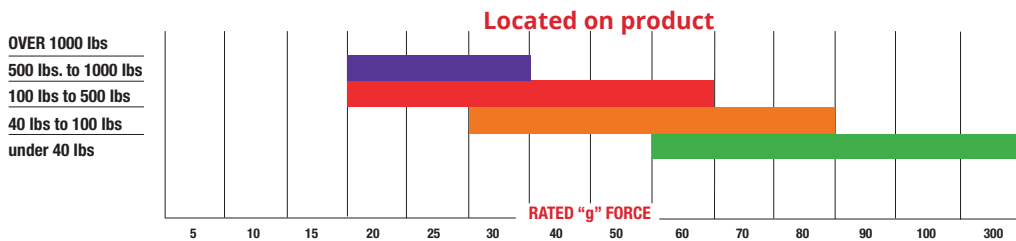
Height:	0.65 in. / 16.50mm
Diameter:	4.06 in. / 103.12mm
Length:	3.78 in. / 96.00mm
Weight:	1.06 oz. (45.36 grams)
Operating Temperature:	-100° F to 155° F (-73° C to 68° C)
Accuracy:	±15%
Mounting:	Self-adhesive / screws
"g" Range:	Available in 20g-100g in increments of 10. Also available in 15g, 25g, and 300g.
Battery:	Up to 1 year
Battery Hold Time:	Up to 1 year
Battery Type:	1.5 volts LR 44



A **Trans-Monitor TD** consists of two sets of spring loaded steel balls that complete a circuit when activated, to a continuous running date and time digital clock. The springs are calibrated to withstand forces up to the g rating of the unit. If impacts of a greater value are imposed, the balls will dislodge from their set positions, giving an immediate visual indication of possible hidden damage, and the clock will freeze to record the actual date and time of where the impact occurred in the transportation chain.

The **Trans-Monitor TD** is all-directional. It registers impacts from any angle. When an impact takes place, one or more balls are forced out of their socket. Since the ball and spring sets are at a 90° angle from each other, any excessive g force will displace at least one ball.

Recommended Trans-Monitor TD Usage



Impact-O-Graph Devices has a complete line of products for your transportation monitoring needs.

Visit us at: www.impactograph.com

Date: 1/16/17